

Guide to Saving Energy on Plugged-in Devices

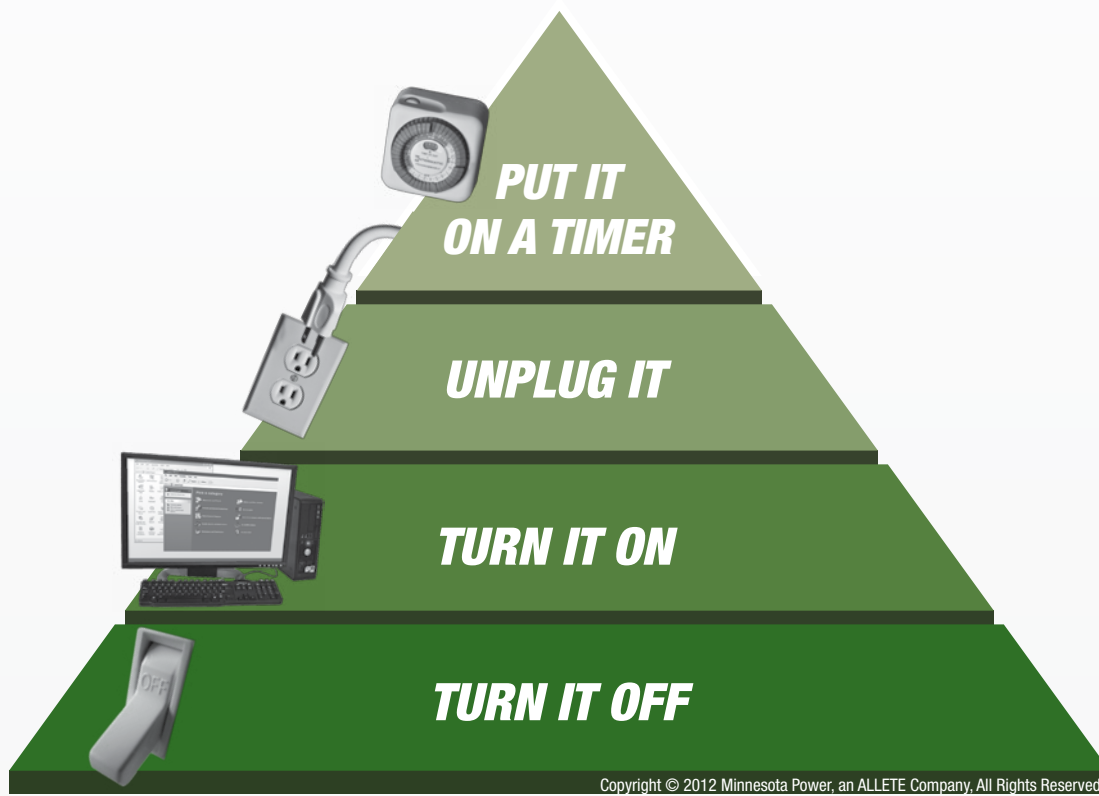


Plug load is the electric usage load from plugged-in devices (excluding heating and cooling systems or larger appliances like refrigerators) on household outlets. This includes devices that use electricity while they're plugged in (even when they're turned off) and typically accounts for **20 percent of a home's energy usage**.

Are you wasting electricity?

Desktop computers, stereos, TVs, printers, DVD players—if they're plugged in, they're using electricity and costing money even if you aren't using them. New research on Minnesota households¹ shows that as much as **30 percent of the electricity** flowing into plugged-in devices is wasted.

You can reduce your plug load by "Climbing the Plug Load Pyramid" (details on back), helping you to save energy and get the most for your energy dollar. You can also find this information at www.mnpower.com/plugload



Plug Load Pyramid

Climb the Plug Load Pyramid to stop wasting electricity and get the most for your energy dollar (details on back).

¹ Electricity Savings Opportunities for Home Electronics and Other Plug-in Devices in Minnesota Homes. Prepared by Energy Center of Wisconsin.

Minnesota Power does not guarantee that energy efficiency measures purchased and installed or services provided through this program will result in energy and cost savings. In addition, Minnesota Power offers no warranties on product or service installations provided nor does the program warranty, guarantee or endorse the energy efficiency services provided by any specific contractor and is not responsible for any damages resulting from these measures.

Get Started Today!

TURN IT OFF

Turn off TVs, lights, radios and other devices when you're not using them.

TURN IT ON

Enable power management on both your computer and your monitor to drastically reduce their energy use, unless you already properly shut down your computer when you aren't using it. Desktop computers in Minnesota use three-fourths of their energy when they're not being used. Just because the screen goes blank when the computer is idle doesn't mean the computer isn't using electricity. Power management ensures that your computer uses less energy until it's needed.

For details on power management for Windows and Mac operating systems, visit www.mnpower.com/powermanagement

UNPLUG IT

Some devices use a surprising amount of electricity just by being plugged in. This is known as "phantom load." Do you have a compact stereo system but rarely listen to it? The phantom load from keeping it plugged in could be using as much electricity as leaving a standard light bulb on all the time. Electricity use in compact stereo systems metered in Minnesota homes ranged from 5 to 200 kWh per year. It was hard to tell from the metering if these systems were turned on or off.

Do you have a computer printer? It's probably only actively printing several minutes a week but is on all the time your computer is on. Unplug it until you need it. Do you have a DVD player? When did you last use it? Unplug it until you're ready to use it.

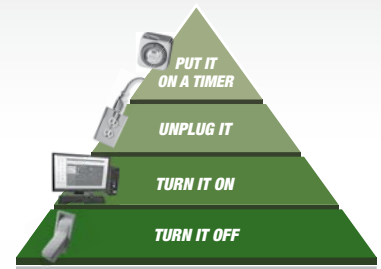
When you go away on vacation, make it part of your routine to unplug the electronic equipment that won't lose essential settings. When you return, don't plug the devices back in until you want to use them.

For easy unplugging, try a power strip. Use a standard power strip to turn off multiple devices with one switch. Use a smart power strip to completely turn off plugged-in devices (like computer workstations or entertainment centers) and eliminate standby power usage (also known as "phantom load" or "vampire draw").

PUT IT ON A TIMER

Install timers for electronic equipment you don't use all the time but want to be ready to go on demand. Do you have a set-top box that converts cable or satellite signals for display on a TV? Many Minnesota homes do, and most of these set-top boxes run all the time with some using as much electricity as a computer. Running four set-top boxes is like adding another refrigerator to your electricity usage. Set a timer to turn off set-top boxes when no one is likely to be watching TV and to turn them back on in plenty of time for the box to recover its settings and programming.

Tool chargers and computer networking equipment such as routers and modems are other areas where timers can help reduce electricity waste and save money.



Copyright © 2012 Minnesota Power, an ALLETE Company, All Rights Reserved.

Recommended Settings

Monitor/display sleep times: turn off after 15 minutes or less

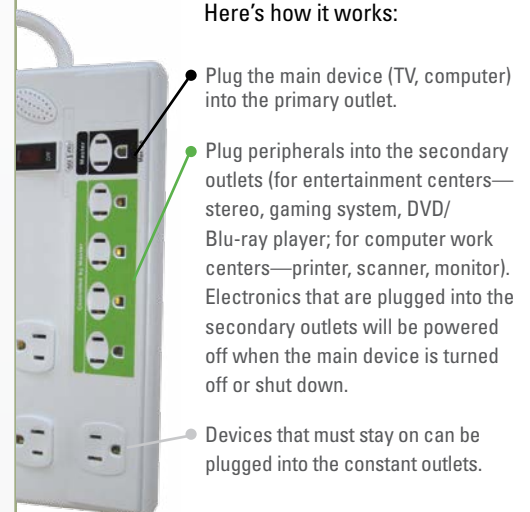
Hard drives: set to sleep after 15 minutes or less

System standby/sleep: 1 hour or less

Unplugging made easy

Use a smart power strip for entertainment centers and computer workstations.

Here's how it works:



Plug the main device (TV, computer) into the primary outlet.

Plug peripherals into the secondary outlets (for entertainment centers—stereo, gaming system, DVD/Blu-ray player; for computer work centers—printer, scanner, monitor). Electronics that are plugged into the secondary outlets will be powered off when the main device is turned off or shut down.

Devices that must stay on can be plugged into the constant outlets.